






**中国建材集团有限公司**  
China National Building Material Group Co.,Ltd.





# Contents

2018 8 9 131-132



1

4

5

6

7

500 CEO

8

9

10

"

"

"

CEO"


11

2018

12



20



50

68

2018

18

54

" "

71

---

---

58

" "

" "

61

---

" "

66

---



“ ”



GOE

GOE

“ ”

“ ”

“ ”

GOE





12  
10000

9





# 500 CEO

500

500



500 CEO

500

“ ”

“ ”

500

”

500

500

“ 500 ”

“ 2018 CEO ”

CEO FORTUNE CEO LIFETIME  
ACHIEVEMENT AWARD

500 CEO

40

“ CEO ”

“ ”

500

CEO

“ CEO ”

40

40

33

16

500

5

500

2007

9

2013

2016

500



” “



Mbande

”  
2015 10 10

33

2000

” “

” “

”

”






“ ”

# “ CEO ”

“ ”

CEO” “ CEO”



		(Institutional			
Invest or)	“	”			
	2367	102 “		5	
” Honored Companies				H	
3323.HK					
	“	CEO’ Best CEOs			
	“	CEO’			
	“	” Best			
IR Professionals					
	“	”			
	2017		1163	3536	18
			2174		107
	H		982	18	1385
				“	”




159.8%                      952.28                      22%                      38.12  
 1.61                      4200                      1400                      8.66  
 115                      2025                      154.09

HK3323                      2018

22%                      38.12                      952.28                      159.8%  
 1.61                      4200                      1400  
 8.66                      115  
 2025                      154.09

/                      28.5%                      311  
 "                      "                      +  
 "                      "                      8.66  
 "                      1.5%

20



1+1 2

1+1>2

"

2016

81

2695

600

2017

151

3021

668

2017

92

1

4

A

500

243

85.9

"

70

2017

1+1>2



2020 " 1"  
 10 10  
 10 100  
 100 EPC

6

GOE CIGS

T1000


0.12

34

14.8

GOE

"  
 "  
 "  
 "  
 "  
 "  
 "  
 "



65% 10  
 60

14  
 30

GOE 6000



8

“ ”

“ ”

02

•

“

”

“

”

“

”

“

”

“

”

“

”

“

” ”

“

”

” ”

”

3

2300

“

”

“

”



A

1  
0.85  
H 2017  
7  
2017 12

99%  
A  
" "  
5  
H

" "  
" "  
H

H

" "



70%

"

E14

" "

3

1345

35

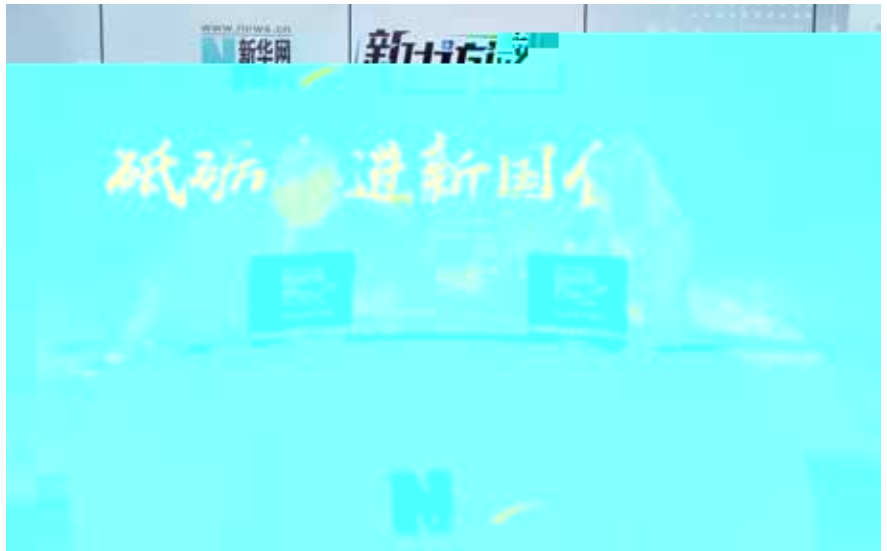
"

03

•

"

"



" "

2017 7

" "

" " " " "

" "

" "

" "

" "

" "

"

" "

"

"

---

“ ” “ ”

“ ”

“

6

“ ” “ ” “ ”

“ ” “ ”

“

“

KPI

“ ”

€ a l

8

“



"

"

"

"

500

126

120

52

40

500

" "

20%  
20%

" " " "  
" " " "

" " " "  
" "

40

40



# 我们的故事



3

3

1

24

"

"

"

"

"

"

"

"

"

"

2000

65%

2009 7

"

"

"

"

"

"

"

"

"

"

"

"

"

"

60



2011 100 " "  
1000 " "



" "  
" " " "

2011



2012

2011

1992



" "

1.2

90

4000

23

5

3

23

3

3





1

3

"

"

20

100

"

"

1.2

7500

100

35

24

30%

2015 5

CRH

CEO

"

"



50

25

200

"

"

30% 70%



60%

" "

2015 3



C12+3



" 12+3"

" " " "

" "

1

10

À À

N

80% 60% 34  
 " 2016 2017 "  
 518 877 "  
 " 3  
 32.5

## 2 “ ”



## “ 1+1>2 ”

2000

“ ”

“ ”

2014 5

“ ”

“ ”

“ ” “ ”

“ ”

10

269

150

27

12

32


12

30 40

“ ”

2016 8 “ ”

“ ” “ ” “ 1+1>2 ”



" "

" "

2018

" "

" "

" "

6000

25

3000

6



" "

10

" "

2006

---

"

"

2015

12

2014

4.0



"  
"  
5000  
20 " "  
噫 800  
1600 噫  
2013 " "  
2017 " "  
" "  
" " " "  
" "



2017

“ ”  
“ ”  
3

“ ”



“ ”  
2017 70 2018  
100 + EPC  
“ ” “ ”

10

10

“ ” “ ”





26      3.8      18      NOI      2000

NOI      3

6.5      NOI      SINOI

2006      100      500

3000      NOI      500

NOI      2014      Avancis

20



SINOI

---

Avancis Avancis

Avancis  
Avancis  
4.0  
2  
50  
100  
20



0.12

2018 4

0.12

" "

TFT

98%

T800

" " " "

0.85

H

1

10%

40%

99.9%

2017

2018 5 3

" "

H

6 13



" "

" "

H

" "

" "

62

" "



" "

" "

2004

13

" "

11

10

" "

" "

" "

" "

A

1

2016 8 26

2017 7

1

2017 7

2018

5

1

" "

A

3

" "

" " H

15%



70%

80%

13.8

"

"

"

"

2008

"

"

4.0

---

2017

"

"

"

"

2016

23.4

23.4

"

"

»





2016

10

“ ”

“ ”

“ ”

“ ”

“ ”

“ ”

“

”

“ ”

“

”

“ ”

“ ”

“ ”





2017

" " " " " " " " " " " " " " " "

KPI

" " " " " " " " " " " " " " " "



70 80

2018

10

" "



2018 3 25

"

"



15

" "

15

" " "

40

"

"

" "

2002 GDP 10 2017  
82.7



" " "

2015



2017

2013

"

"

70

1750


2100

2

1

4 5





20

3000

2008 5 12

300

5

2005

5.2

300

"

"

"

"

500

"

"

2008

1

10

2017

“ ”

500

KPI

KPI







"

"

"

"

2006

"

"

" " 1 N

"

"

"

"



39

16

--

5



A

" "

260

220

500

" "

" "

CRH

" Never,never,never,never give up"

27

27

10

2018



2006

30

12

10

4

5

100

5

MBA



... 1

...



1.75 /  
1.01 /  
285

2016 6

4.01 / 2016  
5.16  
1.16 / 6.99 2015 5.47 / 2017  
/ 65 2015  
2.06 / 20.5 /  
" 2016  
" 2015 2.89 / 2017  
2015  
1. 3.92 /  
2017 2015 2017  
5.34 / 5.44 2.96 0.51  
/ 8.24 / 2.84  
20.5 / 2.07  
2.08 / 1.18  
2.5 / "  
2. "  
2017 2015  
4.82 /  
4.40 / 6.60  
/ 3.92 /



//

//

— —

4 30

2013

2014 12

" BUA

"







2005



BUA

BUA

BUA

2015

2000

10000

BUA

400 20  
70

1500

BUA

8





“ ”  
“ ”

90%





"

"

"

"

"

24

"

"

"




“

”

”

”



“ ”

“ ” + ”

“ ” “ ” “ ”

“ ” “ ”

“ ”

“ ” “ ”

“ ” “ ” “ ”

“ ” “ ” “ ” “ ”

“ ”

1-2

“

“ ” “ ”

“ ” “ ”



“ “ “

”

“ ”

“ ”

“ ”

“ ”

1.

“ ”

“ ”

“ ” “ ”

”

”

“ ”

”

”

“ ”

”

”

”

”

2.”

+ ”

“ ” “ ” “ ”

2013

”

“ ”

”

“ ”


”

”


3.

“ ” “ ”	E8	95G Pa	4.	“ ”	
“ ” “ ”	2.			100	14
“ ” “ ”					20
“ ” “ ”				8	
“ ” “ ”			2019		
“ ” “ ”			5.		
1.	3.				
		“ ” “ ”			
“ ” “ ”				“ ” “ ”	
“ ” “ ”					





01




50

1957



1956





60





02





1990




1991

45



1992

700



1999


03

2004



21

2004



“

”



2016 12

Y

"

"

"

"

"

" "

"

"

"

"

"



“

”

“

”

“

”

“

”

“

”

”

”



17

251

2018

20

2018

"

"

2018

"

"

20

604

395

133

74

58







# 不忘初心

不忘初心 牢记使命

中国建材集团总部“不忘初心 牢记使命”主题教育培训班

# 牢记使命

牢记使命 砥砺前行

牢记使命 砥砺前行



